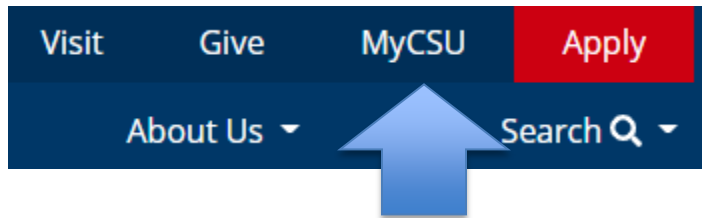
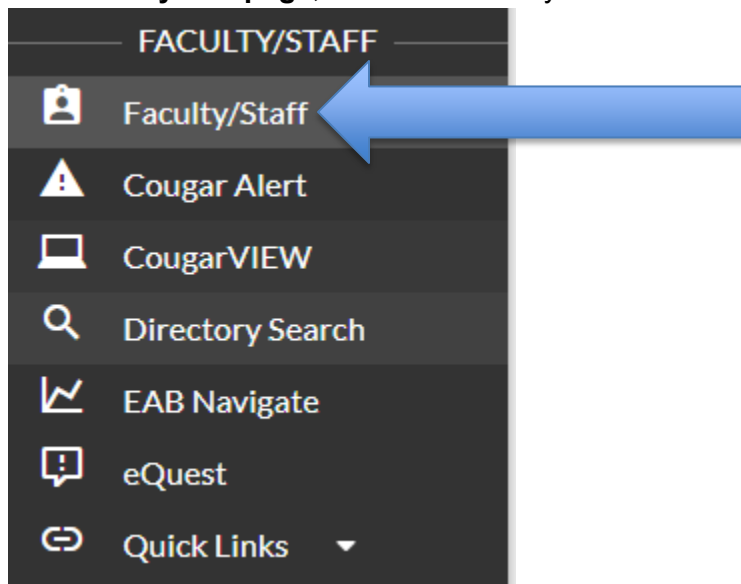


Checking your Digital Measures Workflow step

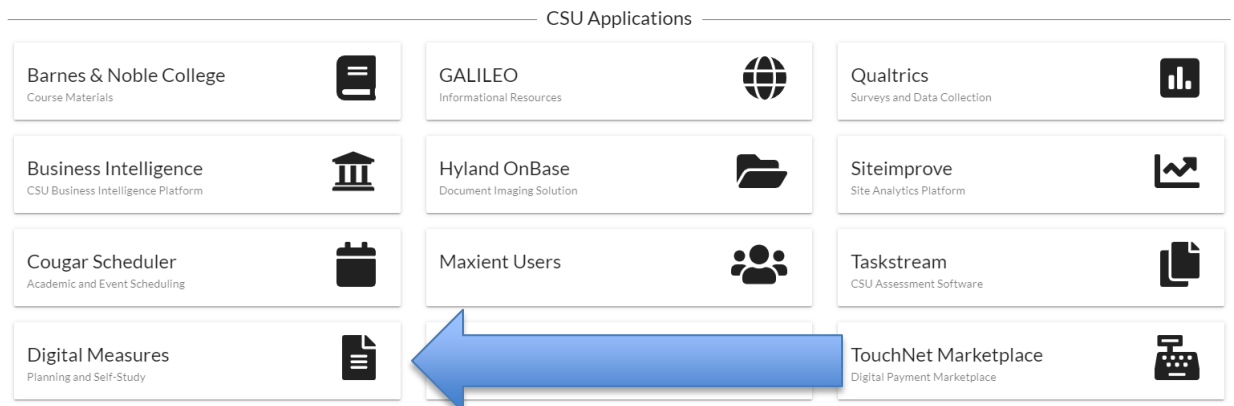
- 1) From the [Columbus State University home page](#), in the top right corner, select **MyCSU**.



- 2) From the **MyCSU** page, select the Faculty tab in the left hand navigation menu

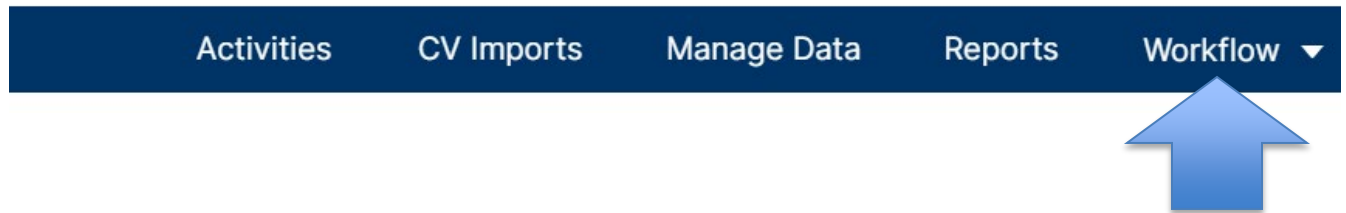



- 3) Under **CSU Applications**, find the **Digital Measures** button. Selecting this will log you in and bring you to the Digital Measures home screen.



4) From the Navigation Bar on the top of the screen, select the **Workflow**

**note: Your navigation bar may look different from the one shown below, but the Workflow option will be there all the same*



5) In your **Inbox**, you will see any workflows that are in your step

▼ Inbox

Name
Promotion and Tenure Review 2021